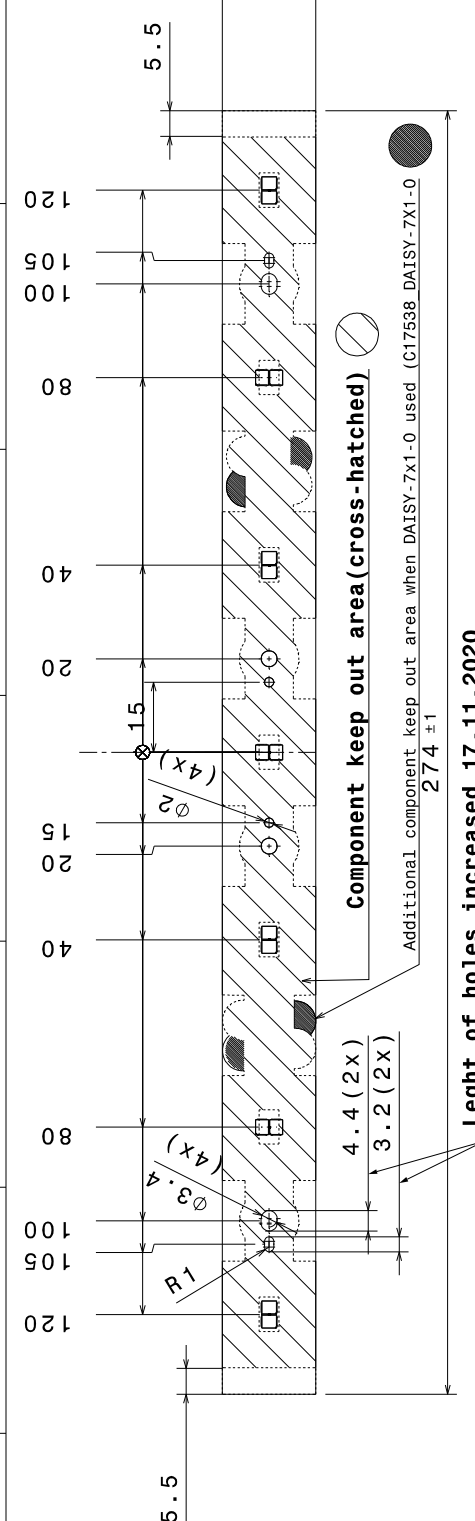


DATE  
15.02.2023

20 (Max. width is app. 30mm)

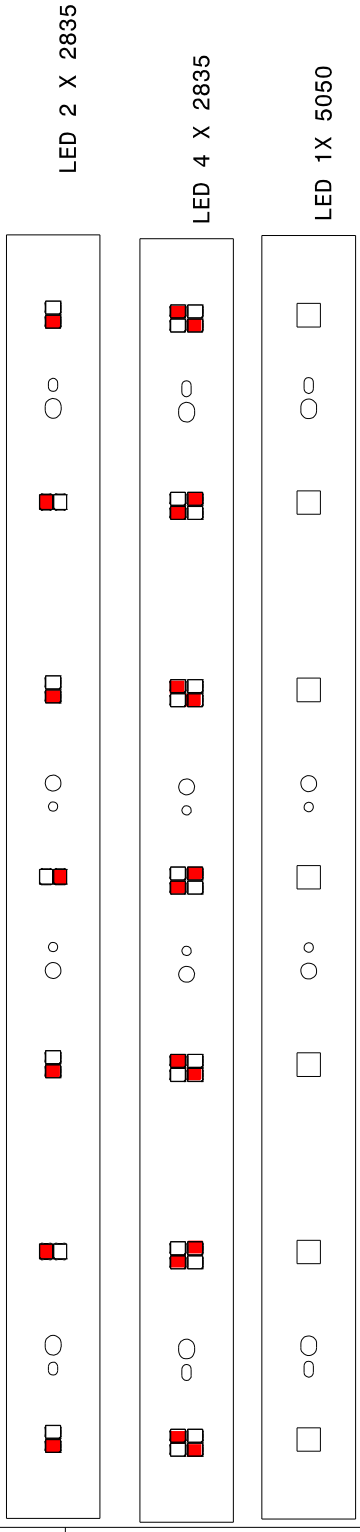


**Component keep out area (cross-hatched)**

Additional component keep out area when DAISY-7X1-0 used (C17538 DAISY-7X1-0)  
274 ± 1

**Leght of holes increased 17.11.2020**

Positioning of different LED combinations  
Recommended LED spacing in cluster 0,2mm



LED 2 X 2835

LED 4 X 2835

LED 1X 5050

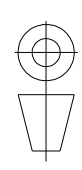
PART	TYPE	MATERIAL	COLOR	COATING
PWB_Daisy	7x1-W/W2/W/W2/FT/BW			

**MECHANICAL DRAWING**

PRODUCT  
DAISY

**LEDiL®**

Plastic moulding general tolerances according to DIN 16901-130 and applies if not otherwise shown in the drawing. Silicone moulding general tolerances according to ISO 4302-1 Class M3 and applies if not otherwise shown in the drawing.



FIRST ANGLE PROJECTION:  
This drawing is the property of LEDiL Oy. It may not be copied or otherwise distributed without prior written permission from LEDiL Oy.

SCALE 1:1

WEIGHT -

A3

SHEET 1/1

H G F E D C B A

120 105 100 80 40 20 15 20 40 80 100 105 120 120 105 100 80 40 20 15 20 40 80 100 105 120

4 3 2 1

H G F E D C B A